




KS1 Phonics Workshop

22nd September 2022

Daisy Dempster



Read Write Inc Phonics: A Reminder

- Systematic and structured approach to learning to read and spell
- Progression from Reception to Year 1 and 2 and beyond if needed



Parent Guide to Read Write Inc:
<https://home.oxfordowl.co.uk/reading/reading-schemes-oxford-levels/read-write-inc-phonics-guide/>

Simple Speed Sounds Chart

Consonant sounds – stretchy

f	l	m	n	r	s	v	z	sh	th	ng	nk
---	---	---	---	---	---	---	---	----	----	----	----

Consonant sounds – bouncy

b	c	d	g	h	j	p	qu	t	w	x	y	ch
bb	ck	dd	gg		ge	pp		tt	wh			tch
	ch				dge							

Vowel sounds – bouncy

a	e	i	o	u	ay	ee	igh	ow
	ea				ā-ē	ē-ē	ī-ē	ō-ē
					ai	y	ie	oa
						ea	i	o
						e	y	

Vowel sounds – stretchy

a	e	i	o	u	ay	ee	igh	ow
---	---	---	---	---	----	----	-----	----

Vowel sounds – stretchy

oo	oo	ar	or	air	ir	ou	oy
ū-ē			oor	are	ur	ow	oi
ue			ore		er		
ew			aw	au			

Complex Speed Sounds Chart

Consonant sounds

f	l	m	n	r	s	v	z	sh	th	ng
ff	ll	mm	nn	rr	ss	ve	zz	ti		nk
ph	le	mb	kn	wr	se		s	ci		
					c		se			
					ce					

Consonant sounds

b	c	d	g	h	j	p	qu	t	w	x	y	ch
bb	ck	dd	gg		ge	pp		tt	wh			tch
	ch				dge							

Vowel sounds

a	e	i	o	u	ay	ee	igh	ow
	ea				ā-ē	ē-ē	ī-ē	ō-ē
					ai	y	ie	oa
						ea	i	o
						e	y	

Vowel sounds

oo	oo	ar	or	air	ir	ou	oy	ire	ear	ure
ū-ē			oor	are	ur	ow	oi			
ue			ore		er					
ew			aw	au						

Read Write Inc Phonics: A Reminder

- Fred Talk: **blending** sounds together to **read** words
- Fred Fingers: **segmenting** sounds to **spell** words




- Special Friends: “**two/three letters make one sound**”

digraphs or trigraphs, e.g. *ch* as in *chip*

ng as in *strong* *igh* as in *sight*

- Chatty Friends: split digraphs

a_e as in *plate* *i_e* as in *kite*



Read Write Inc Phonics: At The Vineyard

- **Daily** phonics lesson in Reception, Year 1 and Year 2
- Children are taught in **groups** of similar ability
- All groups are taught by **RWI trained teachers or TLSAs**
- Year 2 move onto the **Read Write Inc Spelling** programme by the end of the Autumn term
- **Reading books** sent home with sounds that match the learning in school that day/week
- **Half termly assessments** to monitor progress and tweak the groups



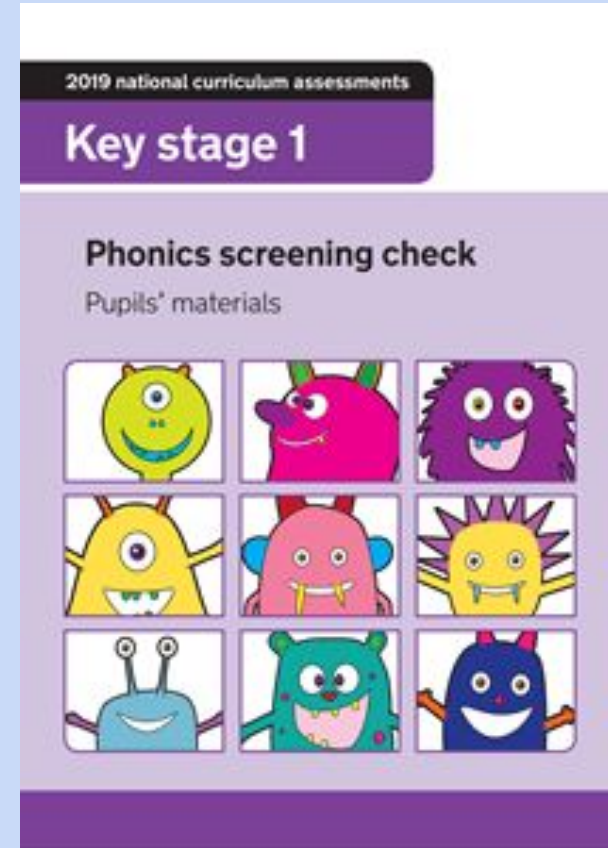
Phonics Screening Check: What is it?

The Phonics Screening Check **assesses phonics skills and knowledge** learned through Reception and Year 1.

The check gives teachers and parents information on how a child is **progressing in phonics**.

The Phonics Screening Check checks that a child can:

- Sound out and blend graphemes to **read simple words**
- Read phonetically decodable **one-syllable and two-syllable words**
- Read a selection of **nonsense words**



Phonics Screening Check: When is it?

Your Year 1 child will complete their statutory Phonics Screening Check with their class teacher during the **week of 12th June.**



Phonics Screening Check: How is it administered?

- 1:1 with their teacher
- Quiet space
- Read 40 words (20 real, 20 nonsense)
- Between 5-10 minutes (no time limit)
- Independent

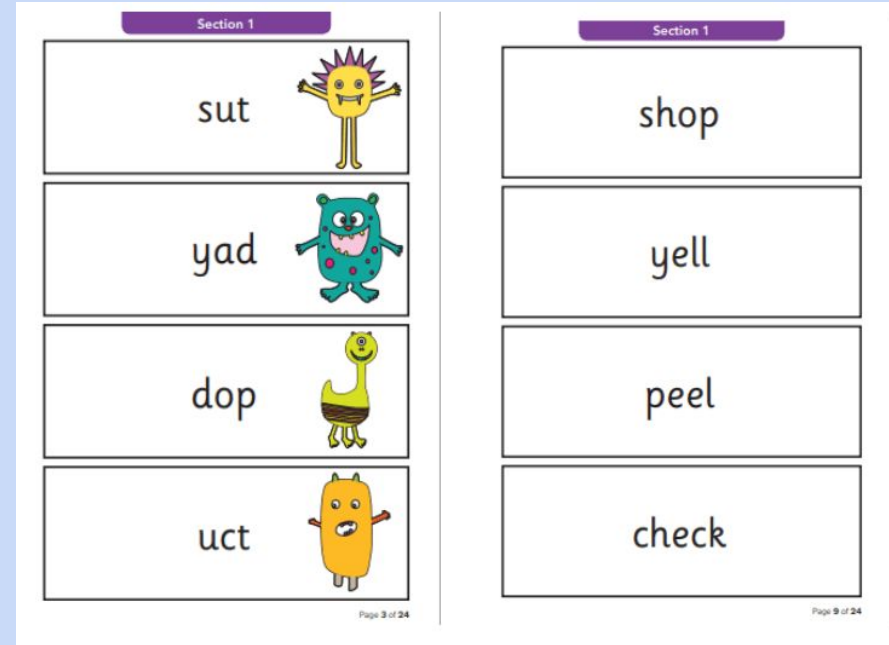


The pass mark is not confirmed until after the check has taken place but it is usually around 32. If a child does not pass in June, they will receive further support with their phonics and re-sit the check in the Summer Term of Year 2.

Phonics Screening Check: How is it structured?

The 40 words are split into two sections progressing from simple to more complex word structures.

- Starts with simple words with 2-3 sounds, e.g. *dog, ship, play*
- Ends with more complex words with 5-6 sounds, e.g. *tractor, replies, second*
- Real and nonsense words



Phonics Screening Check: Nonsense Words

- Also known as alien or pseudo words
- Alien picture reminder
- MUST blend the sounds to read the word
- Alternative sounds are accepted, e.g.

quow could be said *qu-ow* -> *quow* (*ow* as in *snow*)

OR

quow could be said *qu-ow* -> *quow* (*ow* as in *cow*)

Children who can read nonsense words will very soon be able to read any new word they encounter. This skill will rapidly increase their reading progress.



voo



jound



terg



fape

Phonics Screening Check: Preparations at School

- **Daily** phonics lessons (learning all the sounds and practising reading real and nonsense words)
- **Half termly phonics assessments** in line with the RWI programme which highlights any gaps in children's learning
- Carry out a **practice Screening Check** early in the summer term
- Your child's class teacher will contact you if your child needs **extra support**



h <u>igh</u>	n <u>igh</u> t
l <u>igh</u> t	f <u>ri</u> gh <u>t</u>
br <u>igh</u> t	m <u>igh</u> t

Phonics Screening Check: Top Tips for the Children



- **Slow down.** Able readers can sometimes trip up on words, especially the nonsense words!
- **Say the word aloud.** Children need to say the sounds, blend the sounds and then say the word.

Phonics Screening Check: How you can help at home

- Hear your child read **daily** (Read Write Inc reading book)
- Encourage your child to sound out any new words and **say the word aloud**
- Check the [Phonics@The Vineyard Portal](#) for the Read Write Inc video links (extra practice for your child)



The link for the **Phonics@TheVineyard portal** is available on the school's website under the [Phase Groups](#) tab.

Phonics Screening Check: How you can help at home

[Oxford Owl](#) has amazing phonic resources and information for parents.

Information on the Phonics Screening Check:

<https://home.oxfordowl.co.uk/year-1-phonics-screening-check/>

How to pronounce each sound correctly:

<https://www.oxfordowl.co.uk/for-home/reading-owl/find-a-book/read-write-inc-phonics--1/phonics-pure-sounds-video>

Generate your own screening checks for practice:

<http://www.oxfordphonicschecksupport.co.uk/>



Make your own checks!

Select an option:

Generate your own Word List

Tailor make your own word lists appropriate to your pupils' phonics knowledge.

Generate Example Screening Check

Create a practice check that reflects the style and content of the Year 1 Phonics Screening Check.

Any questions?